

PROJECT WORK: Practical exercises with making English more fun

Created by:

Teachers' names: Mgr. Kristýna Onderková, Mgr. et Mgr. Lenka Rašková

School: EDUCAnet – Střední odborná škola a gymnázium Brno, o.p.s.

Country: the Czech Republic

USING VIDEOS IN THE CLASSROOM

Aim of the lesson:

- to practise speaking
- to practise the use of Present Continuous and the structure *there is/are*
- to learn and practise new vocabulary + practise old vocabulary

Length of the lesson: 2x45 mins

Lesson plan:

1. Warm up:

- a. The teacher gives the students the Cartoon Quiz (attachment 1) and tells them that they have 1 minute to circle the correct answer. Then the teacher checks the answers.
- b. Pairwork: the students tell each other who their favourite character is and why.

2. Vocabulary builder:

- a. The teacher gives each pair of students pictures and words (attachment 2) and tells them to match them.
- b. The teacher checks the answers.
- c. The teacher teaches the correct pronunciation of the words by first letting the students to repeat after him/her and then by having the students to read the words aloud altogether.
- d. The teacher tells the students to test each other in pairs by putting the pictures on one pile, drawing a picture after a picture and saying the words.

3. Video 1:

- a. The teacher tells the students to put the words from Vocabulary Builder face up on the desk. Then he plays the video and students must quickly grab the word of the things that they see in the video. The student with more words at the end wins the competition. – pairwork

4. Grammar builder:

- a. The teacher shows the students a scene from the video and asks them to describe it. He stresses the importance of using *Present Continuous* and the structure *there is/are*. Then the teacher gives the students verbs (attachment 5) and tells them to write them in the -ing form. The teacher should check the meaning of the words by for example having the students to mime the verbs.

5. Video 2:

- a. The teacher plays the video again and the students must write sentences in Present Continuous using the verbs from attachment 5. Then the teacher checks the sentences.
- b. The teacher plays the video again and students must describe what is happening.

6. Follow-up:

- a. As a follow up, the teacher may ask the students to write down the storyline of the video or to make up dialogues for several scenes in the video.

Attachment 1:

CARTOON QUIZ

1. What's the name of the famous cartoon bear?
 - a) Winnie the Bear
 - b) Pooh the Winnie
 - c) Winnie the Pooh
2. What's Homer Simpson's favourite pub?
 - a) Joe's
 - b) Moe's
 - c) Poe's
3. What are the names of the four main characters in South Park?
 - a) Stan, Bob, Eric, Lenny
 - b) Stan, Kyle, Eric, Kenny
 - c) Jim, Kyle, Berry, Kenny
4. To which year does Fry in Futurama travel?
 - a) 2999
 - b) 3000
 - c) 3999
5. Who is Shrek?
 - a) a giant
 - b) an ogre
 - c) a monster
6. What are the three famous duck brothers from the Walt Disney series?
 - a) Huey, Dewey, Louie
 - b) Dooley, Cooley, Boobey
 - c) Herry, Dave, Bob

CARTOON QUIZ


1. What's the name of the famous cartoon bear?
 - d) Winnie the Bear
 - e) Pooh the Winnie
 - f) Winnie the Pooh
2. What's Homer Simpson's favourite pub?
 - d) Joe's
 - e) Moe's
 - f) Poe's
3. What are the names of the four main characters in South Park?
 - d) Stan, Bob, Eric, Lenny
 - e) Stan, Kyle, Eric, Kenny
 - f) Jim, Kyle, Berry, Kenny
4. To which year does Fry in Futurama travel?
 - d) 2999
 - e) 3000
 - f) 3999
5. Who is Shrek?
 - d) a giant
 - e) an ogre
 - f) a monster
6. What are the three famous duck brothers from the Walt Disney series?
 - d) Huey, Dewey, Louie
 - e) Dooley, Cooley, Boobey
 - f) Herry, Dave, Bob

attachment 2:



1

a cloud




2

a crocodile



3

a feather



4

a hedgehog



5

a chest protector



6

a kitten




7

a puppy




8

a ram




9

a stork



10

an electric eel




11

a chick



12

a helmet



13

a shark

Attachment 3:



Attachment 4:

The link to the video online: <http://www.youtube.com/watch?v=I3EM4UaIKDk>

(Partly Cloudy by Pixar)

attachment 5:

Make -ing forms of these verbs:

fly
stand
give
carry
make
cry
wear
laugh
bite
hurt
hit
fall
lick
rain
feel (happy, sad, angry)